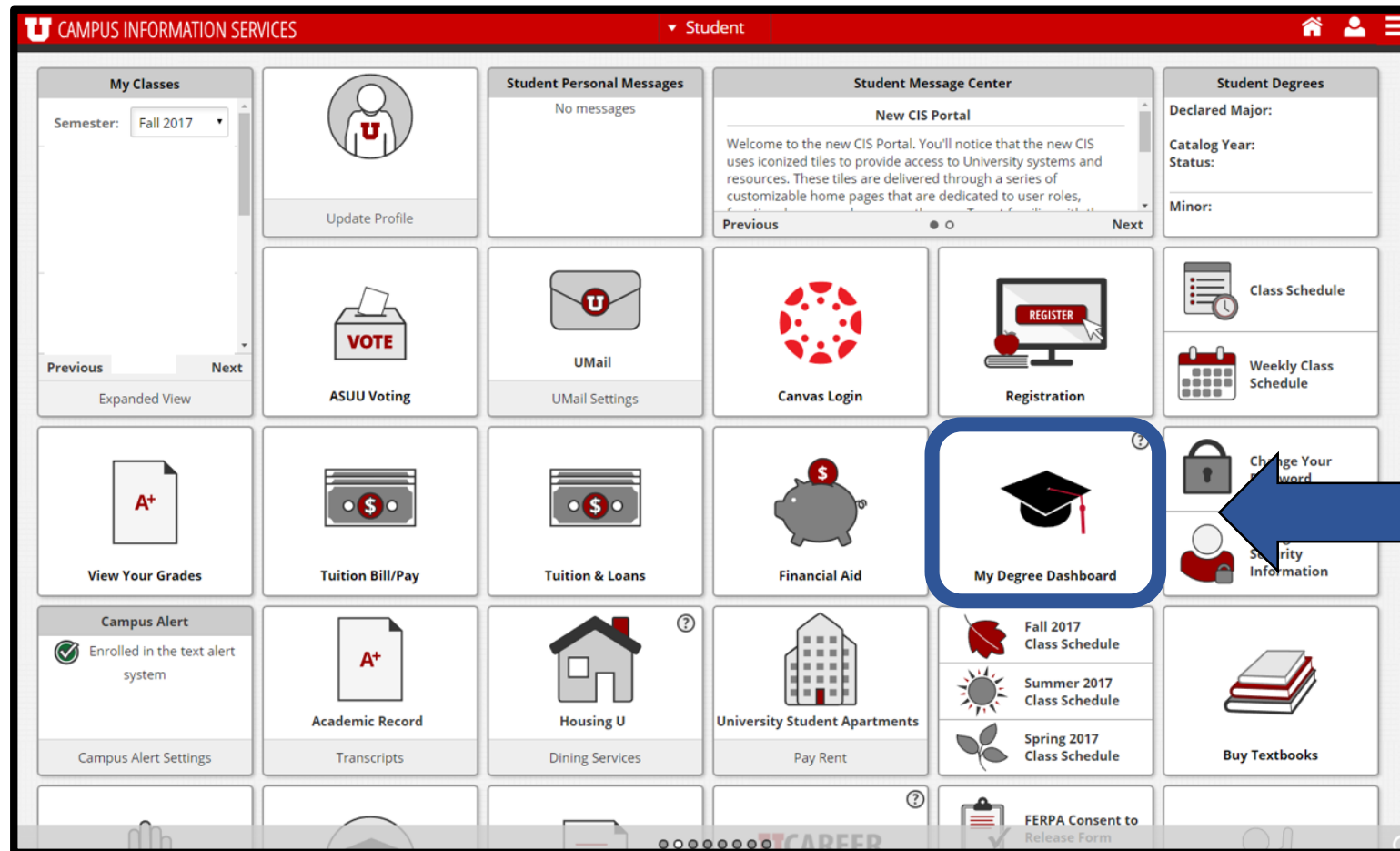


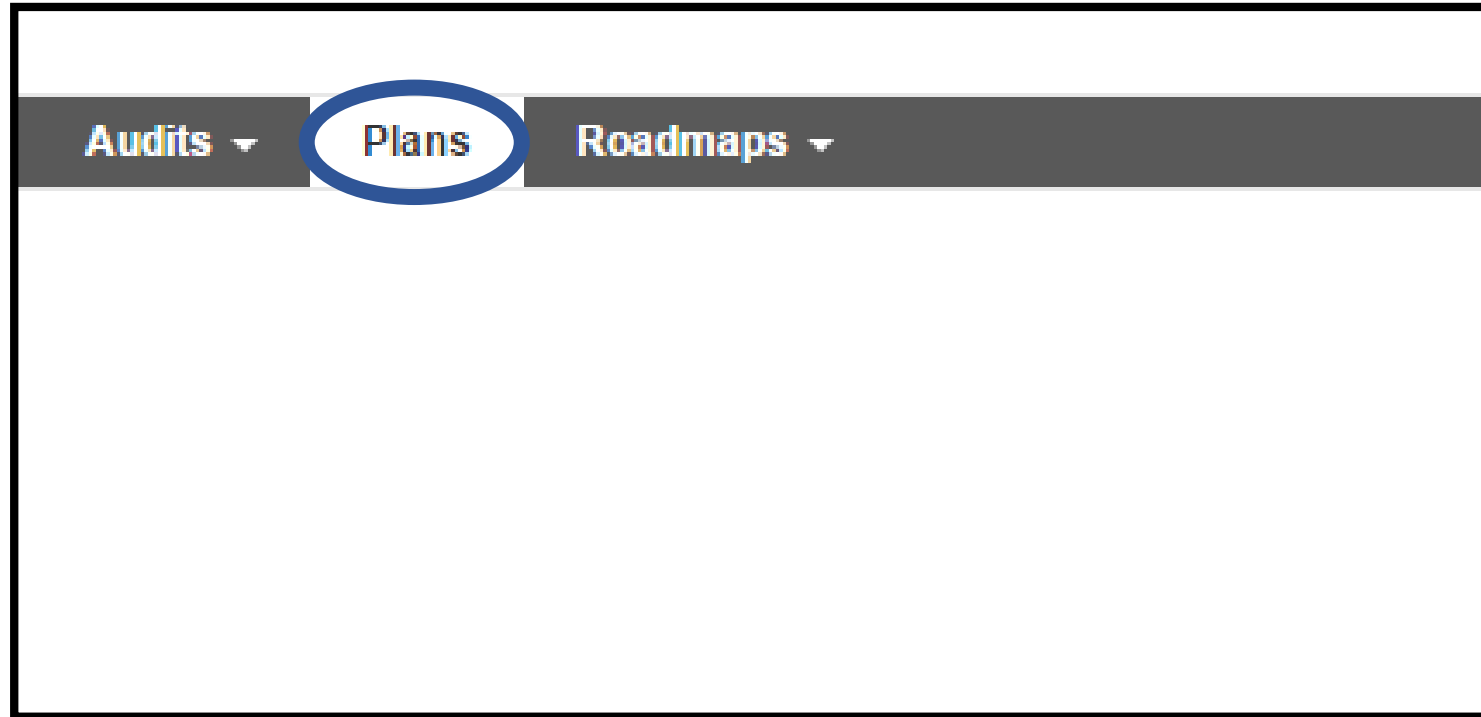
Adding a New Plan

On your CIS Page, click on 'My Degree Dashboard'.



The screenshot shows the CIS dashboard interface. At the top, there is a red navigation bar with the University of Utah logo, the text "CAMPUS INFORMATION SERVICES", a dropdown menu set to "Student", and icons for home, user profile, and a menu. The main content area is a grid of tiles. The "My Degree Dashboard" tile, which features a graduation cap icon, is highlighted with a blue border and a blue arrow pointing to it from the right. Other visible tiles include "My Classes", "Student Personal Messages", "Student Message Center", "Student Degrees", "ASUU Voting", "U-Mail", "Canvas Login", "Registration", "Class Schedule", "Weekly Class Schedule", "Change Your word", "Security Information", "View Your Grades", "Tuition Bill/Pay", "Tuition & Loans", "Financial Aid", "Campus Alert", "Academic Record", "Housing U", "University Student Apartments", "Pay Rent", "Fall 2017 Class Schedule", "Summer 2017 Class Schedule", "Spring 2017 Class Schedule", "Buy Textbooks", and "FERPA Consent to Release Form".

In My Degree
Dashboard select the 'Plans' tab.



To create a new plan,
select 'Create a New Plan'.

Manage Your Plans ?

My Plans **Create a New Plan**

Preferred	Edit Plan	Action	Updated	User	PDF
★	ESS SPANMIN	Select... ▼	Aug 1, 2016		PDF
☆	Human Development	Select... ▼	Aug 1, 2016		PDF
☆	Latin American Studies	Select... ▼	Jul 28, 2016		PDF

Once your selections are clear you will select the college and major for the program you want to run the audit. For degree, select Bachelor's. Then select the most recent catalog year.

Request an Audit for Plan

▼ Not Declared? Exploring? Run a What-if Audit:

Choosing a degree program here will not change your declared degree program.

College: Fine Arts ▼

Major: Art ▼

Degree: Bachelor's ▼

Program: Art - MJ-ART.

Catalog Year: Fall 2018 ▼

**Then you will see
'Add Required'. The first requirement you
need to add is the degree type. Click on the drop
down menu to select the degree type.**

Request an Audit for Plan

▼ Not Declared? Exploring? Run a What-if Audit:

Choosing a degree program here will not change your declared degree program.

Fine Arts > Art > Bachelor's Art - MJ-ART.
Catalog Year: Fall 2018 [Clear Selections](#)

[Add Required](#) **Degree Type** [Required Emphasis \(Mult\)](#)

Adding a Degree Type:

Degree Type:
- [Never mind](#)

Bachelor of Fine Arts - DG-BFA
Honors Bachelor of Fine Arts - DG-HBF

If the program you have chosen requires an emphasis you will still see 'Add Required' click on Required Emphasis, then select the one you want.

Request an Audit for Plan


▼ Not Declared? Exploring? Run a What-if Audit:

Choosing a degree program here will not change your declared degree program.

Fine Arts > Art > Bachelor's Art - MJ-ART.

Catalog Year: Fall 2018 [Clear Selections](#)

[Add Required](#) **Required Emphasis (Mult)**

Degree Type: Bachelor of Fine Arts - DG-BFA Fall 2018 

Adding a Required Emphasis (Mult):

Required Emphasis (Mult):

-
-
- Ceramics - EM-CERAMICS
- Cross 3D: Ceramics & Sculpture - EM-CROSS3D
- Graphic Design - EM-GRAPHDESIGN
- Painting/Drawing - EM-PAINT/DRAW**
- Photography/Digital Imaging - EM-PHOTOGRPHY

[Never mind](#)

Once you have finished selecting what is required, you have the option to add more to your audit. You can add emphasis, minors, and certificates.

Request an Audit for Plan


▼ Not Declared? Exploring? Run a What-if Audit:


Choosing a degree program here will not change your declared degree program.

Fine Arts > Art > Bachelor's Art - MJ-ART.

Catalog Year: Fall 2018 Clear Selections

Add: Required Emphasis (Mult) Minor Certificate

Degree Type: Bachelor of Fine Arts - DG-BFA Fall 2018 

Required Emphasis (Mult): Painting/Drawing - EM-PAINT/DRAW Fall 2018 

Now you will name your plan, select the term or semester and year you want the plan to begin with, and how many years to graduation. Then click next to create the plan.

Enter Plan Information

Plan Name:	My Plan
Term:	Spring (04) ▼
Year:	2018
Years To Graduation:	3 ▼

Once you have added your plan, you will automatically be taken into the plan you just created. Now you can start building!

Audit: MJ-ART.

Program: Art *No Semester by Semester Roadmap is available for this program.*
Effective: Fall 2018
[Expand All](#) / [Collapse All](#)

GENERAL EDUCATION AND BACHELOR'S DEGREE REQUIREMENTS

- > MINIMUM U OF U GPA REQUIREMENT
- > TOTAL HOUR REQUIREMENT
MINIMUM OF 122 CREDIT HOURS REQUIRED

*** In progress hours are not included in total "EARNED"

*** "NEEDS" is based on successful completion of all in progress hours

*** Totals may not accurately reflect removal of duplicate credit if the courses are currently in progress or the duplication involves a course completed at another


Plan: My Plan 0 Hours

[PDF](#) [Link](#) [Check](#) [Minus](#) [Plus](#)

[Expand All](#) / [Collapse All](#)

> Fall 2019	0 Hours	
> Spring 2020	0 Hours	
> Fall 2020	0 Hours	
> Spring 2021	0 Hours	
> Fall 2021	0 Hours	
> Spring 2022	0 Hours	
> Fall 2022	0 Hours	
> Spring 2023	0 Hours	

If you wish to exit and come back to your plan, you must go to the manage plans page. To build or edit your plan, simply click on your plan name.

Manage Your Plans 

My Plans [Create a New Plan](#)

Preferred	Edit Plan	Action	Updated	User	PDF
☆	ESS	Select... ▼	Jun 9, 2016		PDF
☆	ESS & SPANMIN	Select... ▼	Jan 9, 2017		PDF
★	My Plan	Select... ▼	Jan 23, 2017		PDF
☆	Recreational Therapy	Select... ▼	Jan 23, 2017		PDF
☆	RT & SPANMIN	Select... ▼	Jan 9, 2017		PDF

CONGRATULATIONS!!!

Now you know how to add a new plan. To learn how to build your plan, select the 'Build Your Plan' tab!

After you finish your plan, make sure you are on the right track for graduation by scheduling an appointment with your academic advisor at

advising.utah.edu